




Chain Faceting On Ice - 300mm




ICE LATHE - 300



Inset image



Samples



MACHINE NAME ICE LATHE - 300

CONTROLLER PLC

MAX CONTROL AXIS 2 AXIS

DRUM ROTATION SPEED 600RPM

Specification

* All the machine components are machined on precision CNC machine and are hardened and grounded. These components are individually inspected for the accuries. The machine is assemble in a controlled environment.



SOLANKI MECHANIC WORKS

40-W, Bhaktinagar, Udhyognagar,
G.I.D.C. Industrial Estate,
Rajkot - 360 002 (Gujarat) India

📞 Sales: +91 89800 00182

✉ info@soliyo.com

🌐 www.soliyo.com

